

## Quick facts about the Ei6500-OMS smoke alarm

For your personal protection, Ei6500-OMS smoke alarms have been installed in your home. This smoke alarm can save your life in the event of a fire! Please keep this document and the operating instructions in a safe place.

### **1 Large test/mute button**

The large test and mute button can be operated from the floor using a broomstick or umbrella. This allows false alarms, caused by cooking fumes for example, to be quickly switched off.

### **2 Smoke inlet openings**

There must be no objects within a radius of 50 cm that could prevent smoke from entering the detector. Exceptions to this rule are fixtures, walls, etc. that were already present at the time of installation.

### **3 LED**

The smoke alarm's LED flashes if the device is faulty or smoke cannot enter it. The LED does not flash during normal operation. You will find an overview of the possible flashing signals on the back.

### **4 Sound generator**

On the 16th day of each month, your smoke detector will emit a soft test tone between 3 and 5 p.m. The sound is like a 'click' and is very quiet – often you won't even hear it.

#### **Important:**

This tone indicates that the smoke detector has tested itself. Everything is fine – you don't need to do anything.










# Signal overview Ei6500-OMS

## Your advantage:

The Ei6500-OMS is a smoke alarm for complete remote inspection. This means that all function-related alarm information can be read remotely. It is therefore not necessary to enter the home for inspection purposes.

**Tip:** We recommend that you test your smoke alarms regularly yourself to familiarise yourself and your family with the alarm sound. Simply press and hold the large test button.

## Possible signals from the detector

	<b>Normal operation</b> The detector does not emit any visible or audible signals during normal operation.
1 x flash - swelling alarm 	<b>Function test</b> The signal is emitted as long as the test button is held down.
1 x flash / alarm tone 	<b>Alarm</b> The signal is emitted until there is no more smoke in the detector's smoke chamber. Alternatively, the detector can be muted for 10 minutes by pressing the test button.
1 x click 	<b>Self-test of the sound generator</b> On the 16th of the month, between 3 and 5 p.m., the smoke alarm emits a short test tone that sounds like a 'click'.
5 x flash 	<b>Obstacle within a 50 cm radius of the detector</b> The detector has detected an obstacle within a 50 cm radius. If the obstacle cannot be removed, you can switch off the LED signal by pressing the test button.
5 x flash / 5 x beep 	<b>Detector completely covered</b> The detector is completely covered. Remove the cover to restore functionality.
2 x flash / 2 x beep 	<b>Sensor error</b> The detector is defective and the device must be replaced. Please contact the relevant department. Pressing the test button will mute the acoustic signal for 12 hours.
1 x flash / 1 x beep 	<b>Battery level</b> The battery voltage is low; the device must be replaced. To do so, contact the responsible authority. Pressing the test button will mute the acoustic signal for 12 hours.
2 x flash 	<b>Sound generator error</b> The detector is defective; the device must be replaced. To do so, please contact the relevant authority.